

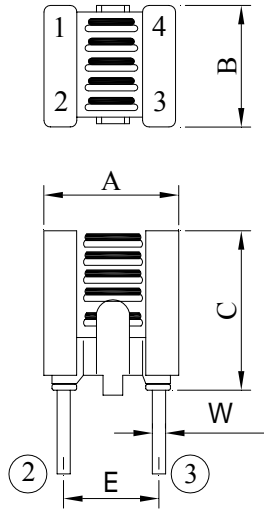
SPECIFICATION FOR APPROVAL

REF :

PAGE: 1

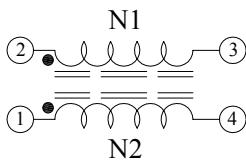
PROD. NAME	LINE FILTER	ABC'S DWG NO. ABC'S ITEM NO.	TF0808□□□□L□-□□□
---------------	-------------	---------------------------------	------------------

. CONFIGURATION & DIMENSIONS :



A :	7.6 max.	m/m
B :	6.5 max.	m/m
C :	9.0 max.	m/m
D :	4.5 ±1.0	m/m
E :	5.08 ±0.5	m/m
F :	2.54 ±0.3	m/m
W :	0.6 ±0.05	m/m

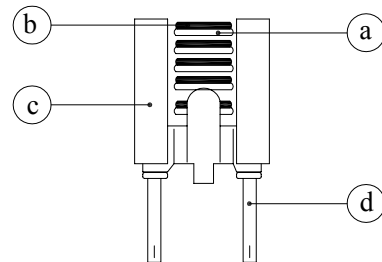
. SCHEMATIC DIAGRAM :



"●" : Polarity

. MATERIALS :

- a . Core : Ferrite TR core
- b . Wire : Enamelled copper wire (class F)
- c . Case : Phenolic T375J
- d . Lead : CP wire
- e . Remark : Products comply with RoHS' requirements



. GENERAL SPECIFICATION :

- a . Storage temp. : -25 ---- +85
- b . Operating temp. : -20 ---- +80
- c . Temp. rise : 20 max. at rated current

AR-001A

SPECIFICATION FOR APPROVAL

REF :

PAGE: 2

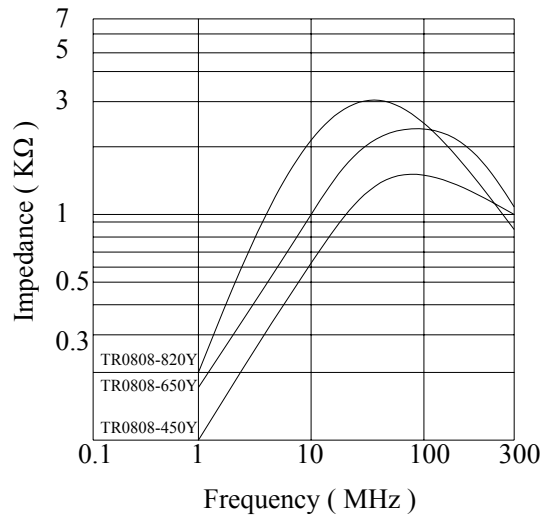
PROD. NAME	LINE FILTER	ABC'S DWG NO.	TF0808□□□□L□-□□□
		ABC'S ITEM NO.	

. ELECTRICAL CHARACTERISTICS :

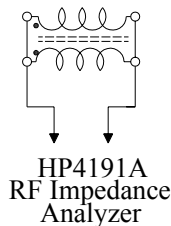
DWG No.	Inductance (μ H) HP4261A 1V, 1KHz		DC Resistance ($m\Omega$)	Rated Current (mA)	Insulation Resistance ($m\Omega$ / 100VDC)
	L1, L2	L1 - L2			
TF0808450YL□-□□□	45 \pm 35%	4 max.	120 max.	500	10 max.
TF0808650YL□-□□□	65 \pm 35%	5 max.	150 max.	500	10 max.
TF0808820YL□-□□□	82 \pm 35%	6 max.	180 max.	500	10 max.

- 1). □ : Packaging information... [A]: Bulk
- 2). "- □□□":Reference code
- 3). Inductance test condition : LCR meter HP-4261A @ 1KHz / 1.0V
- 4). HI-POT test (N1-N2) : 700Vac / 60Hz , 3mA , 1sec.
- 5). Rated current : 500mA for temp. rise : 20 max.
- 6). Isulation resistance : 10M Ω min. @ 100Vac

. IMPEDANCE VS. FREQUENCY CURVE :



@Measuring circuit :



AR-001A

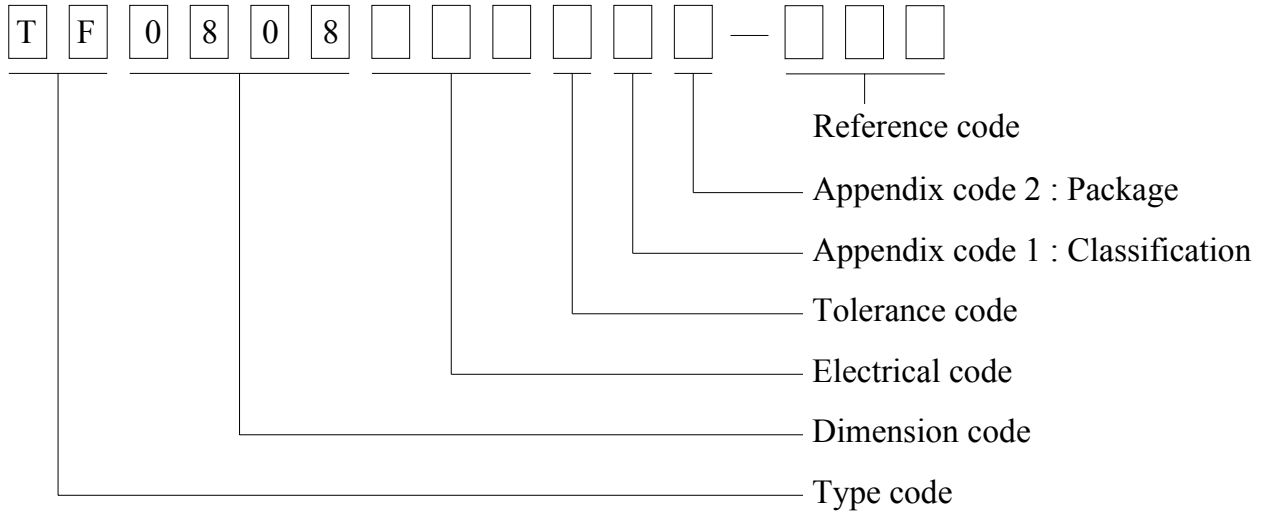
SPECIFICATION FOR APPROVAL

REF :

PAGE: 3

PROD. NAME	LINE FILTER	ABC'S DWG NO.	TF0808□□□□L□-□□□
		ABC'S ITEM NO.	

. DWGING NUMBER EXPRESSION :



Appendix code 1 : Product Classification

- L : Lead Free Standard products comply with RoHS' requirements
- 1 ~ 9 : Lead Free Special products comply with RoHS' requirements

Appendix code 2 : Package Information

Code	Inner package	Inner package Q'TY	Remark
A	Tray	396 pcs	

SPECIFICATION FOR APPROVAL

REF :

PAGE: 4

PROD. NAME	LINE FILTER	ABC'S DWG NO.	TF0808□□□□L□-□□□
		ABC'S ITEM NO.	

UL CARD :

OBMW2 September 8, 2000

Magnet Wire-Component

JUNG SHING WIRE CO LTD E174837

231 CHUNG CHENG RD, SEC 3 JEN-TEH HSIANG, TAINAN
HSIEN TAIWAN

Mtl Dsg	Mark Dsg	BC	Coat Typ	OC	ANSI Type	Temp Class
AIW	---	Polyamideimide	---	---	MW81-C	220
CFUEWB	---	Polyurethane	---	---	MW75C	130
EIAIW	---	Polyesterimide	Polyamide	---	MW35C	200
EILOCKY	---	Polyesterimide	Polyamide	---	---	180
EILOCKW	---	Polyesterimide	Modified Epoxy	---	---	200
EIW	---	Polyesterimide	---	---	---	220
EIW-2	---	Polyesterimide	---	---	MW74-C	200
FL.EILOCKY	---	Modified Polyester	Polyamide	---	---	155
LSFFW	---	Polyurethane	---	---	MW79-C	155
LSUEW	---	Polyurethane	---	---	---	130
PEW	---	Polyester	---	---	---	155
PEY	---	Polyester	Nylon	---	MW24-C	155
SF.FLW	---	Modified Polyester	---	---	MW26C	155
SF.EIW	---	Polyesterimide	---	---	MW77C	180
SF.BY@	---	Modified Polyester	Nylon	---	MW27-C	155
SF.FLY@	---	Modified Polyester	Nylon	---	MW27-C	155
SF.BLOCKBS	---	Modified Polyester	Modified Polyamide	---	---	155
SF.EILOCKY#	---	Polyesterimide	Polyamide	---	---	180
SF.EILOCKBS	---	Polyesterimide	Modified Polyamide	---	---	180
SF.BW@	---	Modified Polyester	---	---	MW26C	155
SFFW	---	Polyurethane	---	---	MW79	155

287806002 Page 1 of 2

A not-for-profit organization
dedicated to public safety and
committed to quality service

Mtl Dsg	Mark Dsg	BC	Coat Typ	OC	ANSI Type	Temp Class
SFFY	---	Polyurethane	Polyamide	---	MW80C	155
UEW-1	---	Polyurethane	---	---	MW2-C	105
UEW-2	---	Polyurethane	---	---	---	130
UEW-4	---	Polyurethane	---	---	MW75C	130
UEY	---	Polyurethane	Nylon	---	MW28-C	130
UEY-2	---	Polyurethane	Polyamide	---	MW28-C	130

@ - May be suffixed by LZ; # - May be suffixed by LZ, EL or LZL
LZ - Signifies magened wires twisted together; EL - signifies base coated magnet wire laid parallel with top coat applied overall; LZL - signi-
fies base coated magnet wire twisted together and covered with top coat overall.

Marking: Company name or trademarks or 榮星電線, material designation or marked designation on packaad or reel, and
Recognized Component Mark.

See General Information Preceding These Recognitions
For use only in equipment where the acceptability of the combination is determined by Underwriters Laboratories Inc.

287806002 Page 2 of 2

OBMW2/E174837
September 8, 2000

AR-001A

